





Clermont-Ferrand (FRA) 3 - 6 April 2008

RESULTS

Women's Juniors - Team Competition - All-Around And Qual. For Compet. 3

FRI 4 APR 2008 - 17:45





Rank	Bib	NOC Name					Total	Ind. Ran
1		RUS - Russia						
	136	MUSTAFINA A.	14.375	15.600	15.525	14.800	60.300	(2)
	137	NABIEVA T.	14.800	15.550	15.625	14.875	60.850	(1)
	138	NOVIKOVA A.	14.450	14.125			28.575	(106)
	139	DEMENTYEVA A.	13.675	15.025	12.400	14.750	55.850	(12)
	140	SOLOVYEVA T.			15.250	14.425	29.675	(105)
		Total	43.625	46.175	46.400	44.425	180.625	
			(1)	(1)	(1)	(1)		
2		FRA - France						
	51	DUFURNET Y.	14.450	15.600	15.700	14.475	60.225	(3)
	52	STANIC C.	13.825	13.875	14.100	13.525	55.325	(13)
	53	BREVET M.		13.200	14.350	13.475	41.025	(86)
	54	GAFFINO M.	13.500		13.875	13.525	40.900	(87)
	55	KEMAYOU L.	13.875	12.375			26.250	(110)
		Total	42.150	42.675	44.150	41.525	170.500	
			(2)	(4)	(3)	(6)		
3		NED - Netherlands						
	111	MASELA W.	13.800	14.150	13.300	13.850	55.100	(14)
	112	BLIND Natasja		15.025	13.825	14.200	43.050	(77)
	113	VAN GERNER C.	13.775	14.250	14.350	13.700	56.075	(10)
	114	MOSHAGE Y.	13.200		14.375	14.150	41.725	(84)
	115	OUAZZANI-CHADI N.	13.775	14.575			28.350	(107)
		Total	41.350	43.850	42.550	42.200	169.950	
			(6)	(2)	(4)	(4)		
4		ROU - Romania						
	132	PORGRAS A.	13.650	13.450	15.150	14.075	56.325	(9)
	133	SABAU L.	13.700	13.950	14.750	14.200	56.600	(6)
	134	VOICU C.	13.250	12.750	14.775	14.075	54.850	(18)
	135	RACEA A.	14.025	13.375	14.875	14.675	56.950	(4)
		Total	41.375	40.775	44.800	42.950	169.900	
			(5)	(8)	(2)	(2)		
5		ITA - Italy						
	91	GALANTE P.	13.800	14.500	14.325	14.000	56.625	(5)
	92	LA SPADA A.	13.875	14.325	14.175	14.175	56.550	(7)
	93	LICCETTA S.	13.850	14.350		14.025	42.225	(82)
	94	PREZIOSA E.	13.775	13.625	13.800	13.625	54.825	(19)
	95	RANDO E.			13.950		13.950	(122)
		Total	41.525	43.175	42.450	42.200	169.350	
			(4)	(3)	(5)	(4)		

Clermont-Ferrand (FRA) 3 - 6 April 2008

RESULTS

Women's Juniors - Team Competition - All-Around And Qual. For Compet. 3

FRI 4 APR 2008 - 17:45





Rank	Bib	NOC Name					Total	Ind. Ran
6 GBR - Great Britain								
	56	FRANCIS D.	13.600	14.150	13.475	13.725	54.950	(17)
	57	HIBBERT N.	13.725	14.100	11.900	14.300	54.025	(23)
	58	RIPPIN N.	13.175	14.150	13.625	14.100	55.050	(15)
	59	PINCHES J.	13.650	14.300	14.275	14.150	56.375	(8)
		Total	40.975 (7)	42.600 (5)	<u>41.375</u> (7)	42.550 (3)	167.500	
7 UKR - Ukraine								
	166	KONONENKO N.	13.275	14.725	14.350	13.725	56.075	(10)
	167	DEMYANCHUK Y.	12.800	13.700	14.550	13.725	54.775	(20)
	168	FOMENKO A.	13.625	13.300	13.450	13.550	53.925	(24)
	169	GLADKOVA A.		9.850	12.900		22.750	(121)
	170	KAYDALOVA A.	13.200			13.400	26.600	(109)
		Total	40.100 (11)	41.725 (6)	42.350 (6)	<u>41.000</u> (7)	165.175	
8 BEL - Belgium								
	6	MASSCHELIN R.	13.525	13.400	13.500	13.750	54.175	(22)
	7	EGGERMONT J.	13.950	13.600	13.400	13.800	54.750	(21)
	8	VANLIMBERGEN K.		9.100	13.100	13.450	35.650	(99)
	9	CROKET J.	14.175		11.975	13.100	39.250	(89)
	10	SCIANGUETTA F.	12.725	12.500			25.225	(113)
		Total	41.650 (3)	39.500 (10)	<u>40.000</u> (9)	41.000 (7)	162.150	
9 SUI - Switzerland								
	146	DIACCI J.	13.625	12.525	14.025	13.750	53.925	(24)
	147	KRASNIQI Minu	13.725	13.425			27.150	(108)
	148	RUTZ J.			13.100	12.650	25.750	(111)
	149	SENN Jennifer	13.400	13.500	12.300	12.025	51.225	(37)
	150	STEINGRUBER G.	13.500	10.975	13.375	13.500	51.350	(36)
		Total	40.850 (8)	39.450 (11)	<u>40.500</u> (8)	39.900 (10)	160.700	
10 GER - Germany								
	61	LENZ C.	13.025			12.250	25.275	(112)
	62	SEITZ E.	13.775	14.500	12.975	13.750	55.000	(16)
	63	HINDERMANN G.		12.375	12.725	13.325	38.425	(91)
	64	TOLLE P.	13.050	13.500	11.800	13.200	51.550	(35)
	65	HANSEN J.	13.200	12.950	11.950		38.100	(93)
		Total	40.025 (12)	<u>40.950</u> (7)	37.650 (17)	40.275 (9)	158.900	

Clermont-Ferrand (FRA) 3 - 6 April 2008

RESULTS

Women's Juniors - Team Competition - All-Around And Qual. For Compet. 3

FRI 4 APR 2008 - 17:45





Rank	Bib	NOC Name					Total	Ind. Ran
11 BLR - Belarus								
	11	IVANETS H.	13.575	13.325	12.500	12.600	52.000	(32)
	13	HURHACH A.	13.325	13.050	14.025	12.800	53.200	(27)
	14	ZAITSAVA N.	13.900	12.275	12.125	13.350	51.650	(34)
	15	MAKHAUTSOVA V.	13.050	13.975	12.125	11.500	50.650	(40)
		Total	40.800 (9)	40.350 (9)	<u>38.650</u> (12)	38.750 (12)	158.550	
12 GRE - Greece								
	66	MAKANTASI S.	12.975	12.975	12.600	13.450	52.000	(32)
	67	HAPSA A.	12.250	12.250		12.250	36.750	(95)
	68	BARMAXIZOGLU M.	13.025	12.150	12.275	12.700	50.150	(42)
	69	SIRIGOU A.	13.525	12.100	12.800		38.425	(91)
	70	KAZAMIA K.			12.300	12.475	24.775	(115)
		Total	39.525 (14)	<u>37.375</u> (12)	37.700 (16)	38.625 (15)	153.225	
13 HUN - Hungary								
	71	TOTH R.	13.775	12.775	11.725	12.475	50.750	(39)
	72	KEKEGYI S.		11.200	13.000	12.850	37.050	(94)
	73	MATE I.	13.575	11.575	12.150	12.575	49.875	(45)
	74	KAPITANY O.	12.700	11.125			23.825	(117)
	75	LONAI H.	13.075		12.850	12.650	38.575	(90)
		Total	40.425 (10)	35.550 (13)	38.000 (15)	<u>38.075</u> (16)	152.050	
14 SLO - Slovenia								
	141	KYSSELEF T.	13.150	9.975	12.625	12.500	48.250	(52)
	142	KAMNIKAR I.	12.425	10.850	12.225	12.625	48.125	(53)
	143	NOVAK F.	13.075	11.850	14.025	13.125	52.075	(31)
	144	BELAK T.	13.575	10.825	11.925	12.950	49.275	(48)
		Total	<u>39.800</u> (13)	33.525 (17)	38.875 (11)	38.700 (13)	150.900	
15 AUT - Austria								
	1	FA K.	13.225	11.450	12.700	13.100	50.475	(41)
	2	PENKER S.	13.125		10.525	11.875	35.525	(100)
	3	TOPLAK M.	12.300	9.550		12.600	34.450	(101)
	4	SINIC HASLACHER M.	12.625	11.225	11.550	12.125	47.525	(56)
	5	ZOITL K.		11.025	12.600		23.625	(118)
		Total	38.975 (16)	33.700 (16)	<u>36.850</u> (19)	37.825 (17)	147.350	

Clermont-Ferrand (FRA) 3 - 6 April 2008

RESULTS

Women's Juniors - Team Competition - All-Around And Qual. For Compet. 3

FRI 4 APR 2008 - 17:45





Rank	Bib	NOC Name					Total	Ind. Ran
16 BUL - Bulgaria								
	16	ZLATKOVA A.	12.250	10.975	13.050	11.750	48.025	(55)
	17	MILEVA R.	13.100	11.525	13.025	11.675	49.325	(47)
	18	KALPAKENIEVA T.	12.300	4.950	9.850	9.325	36.425	(96)
	19	PITSIKALIS M.	13.000	10.875	13.275	12.775	49.925	(43)
		Total	38.400 (20)	33.375 (19)	39.350 (10)	<u>36.200</u> (21)	147.325	
17 FIN - Finland								
	46	LAISI I.	13.250	12.675	13.100	13.100	52.125	(30)
	47	JOUSIMIES E.	13.100	11.050	12.025	12.975	49.150	(50)
	48	OJALA R.	9.400	10.450	11.475	11.450	42.775	(80)
	49	PIETILA R.	0.000	10.050	13.200	12.600	35.850	(98)
		Total	35.750 (26)	34.175 (15)	<u>38.325</u> (13)	38.675 (14)	146.925	
18 TUR - Turkey								
	161	EROGLU D.	11.725	11.050	12.075	12.050	46.900	(61)
	162	AKSU G.	12.625	10.700	11.350	12.850	47.525	(56)
	163	YUKSEL I.	12.575	10.225	10.925	12.700	46.425	(64)
	164	OZKAN O.	11.950	9.225	13.400	13.475	48.050	(54)
		Total	37.150 (25)	<u>31.975</u> (20)	36.825 (20)	39.025 (11)	144.975	
19 CZE - Czech Republic								
	31	BARESOVA V.	12.675	9.450	12.000	12.050	46.175	(66)
	32	FUCKOVA N.	13.150	10.450	11.075	12.425	47.100	(59)
	33	MOLACKOVA M.	12.650	11.350	11.300	11.400	46.700	(62)
	34	SAFRANKOVA V.	12.725	11.675	11.975	12.425	48.800	(51)
		Total	<u>38.550</u> (18)	33.475 (18)	35.275 (23)	36.900 (20)	144.200	
20 POR - Portugal								
	126	ABRANTES D.		9.375	13.075	11.800	34.250	(102)
	127	ROCHA M.	12.725	10.200			22.925	(120)
	128	CHOON A.	12.575		11.350	12.050	35.975	(97)
	129	NETO L.	12.500	9.450	11.800	12.900	46.650	(63)
	130	DAMASIO M.	12.375	11.275	13.275	12.250	49.175	(49)
		Total	37.800 (23)	<u>30.925</u> (22)	38.150 (14)	37.200 (19)	144.075	
21 POL - Poland								
	121	JANIK G.	14.125	12.525	13.675	12.850	53.175	(28)
	122	ILNICKA D.	12.900	8.925	11.325	11.900	45.050	(69)
	123	SRODON K.	12.475	10.175	11.825	10.775	45.250	(68)
		Total	<u>39.500</u> (15)	31.625 (21)	36.825 (20)	35.525 (23)	143.475	

Clermont-Ferrand (FRA) 3 - 6 April 2008

RESULTS

Women's Juniors - Team Competition - All-Around And Qual. For Compet. 3

FRI 4 APR 2008 - 17:45

Rank	Bib	NOC Name					Total	Ind. Ran
22 ISL - Iceland								
	81	HERMANSSDOTTIR T.	13.125	11.075	12.600	13.100	49.900	(44)
	82	GUDMUNDSDOTTIR D.	12.650	8.500	12.300	11.350	44.800	(71)
	83	ARNADOTTIR L.	12.700	9.300	<i>11.075</i>	11.375	44.450	(72)
	84	ODINSDOTTIR T.	12.475	7.050	11.275	10.875	41.675	(85)
		Total	38.475 (19)	28.875 (23)	36.175 (22)	<u>35.825</u> (22)	139.350	
23 SWE - Sweden								
	156	CARLSSON A.		11.250			11.250	(123)
	157	JONSSON I.	13.250	12.400	12.900	12.675	51.225	(37)
	159	SJOEBERG L.	13.300	11.675	12.200	12.525	49.700	(46)
	160	GUSTAFFSSON I.			12.025	12.300	24.325	(116)
		Total	<u>26.550</u> (27)	35.325 (14)	37.125 (18)	37.500 (18)	136.500	
24 LTU - Lithuania								
	101	SVILPAITE L.	13.100	14.425	11.950	13.275	52.750	(29)
	102	NEVEDOMSKAITE G.	12.225			11.000	23.225	(119)
	103	BURZINSKAITE L.		9.375	10.925	11.200	31.500	(103)
	104	VILKELYTE K.	12.900	1.775	10.525		25.200	(114)
		Total	38.225 (21)	25.575 (27)	33.400 (24)	<u>35.475</u> (24)	132.675	
25 LAT - Latvia								
	96	TOMKALNE A.	13.075	9.850	12.225	11.200	46.350	(65)
	97	GOROBECA O.	12.950	7.700	9.800	11.425	41.875	(83)
	98	KAZAKEVICH A.	12.700	9.800	10.025	10.950	43.475	(76)
		Total	38.725 (17)	27.350 (25)	<u>32.050</u> (26)	33.575 (25)	131.700	
26 DEN - Denmark								
	36	ANDERSEN L.	12.650	9.675	11.300	9.900	43.525	(74)
	37	FURU M.	12.700	9.600	10.725	11.275	44.300	(73)
	38	WENNBERG S.	<i>12.450</i>	<i>7.175</i>	<i>10.150</i>	10.775	40.550	(88)
	39	KIRK M.	12.650	8.000		10.425	31.075	(104)
	40	BRANDENBORG .			11.125		11.125	(124)
		Total	38.000 (22)	27.275 (26)	33.150 (25)	<u>32.475</u> (27)	130.900	
27 NOR - Norway								
	116	EINARSDOTTIR A.	12.625	10.575	10.825	10.875	44.900	(70)
	117	UELAND FJELD C.	11.900	8.575	11.075	10.975	42.525	(81)
	118	TANGERUD M.	12.750	9.350	9.900	10.900	42.900	(79)
		Total	<u>37.275</u> (24)	28.500 (24)	31.800 (27)	32.750 (26)	130.325	





Note:
Underlined totals indicate starting apparatus.
Italics indicate the low (non-counting) score.

Clermont-Ferrand (FRA) 3 - 6 April 2008

RESULTS

Women's Juniors - Team Competition - All-Around And Qual. For Compet. 3

FRI 4 APR 2008 - 17:45

Rank	Bib	NOC Name					Total	Ind. Ran
------	-----	-------------	---	---	--	---	-------	-------------

Legend:

Ind. Individual

Q Qualified for Team Final

 Vault

 Uneven Bars

 Beam

 Floor