

Fédération Française
de Gymnastique

PALMARES PAR AGRES
APPARATUS RESULTS



FONDÉE EN 1881

15ÈMES INTERNATIONAUX
LYON - GERLAND

W.A.G. QUALIFICATIONS



Femmes / Women

Rang Rank	Num	Nom Prénom Name Firstname	Fed	A	B1	B2	B3	B4	B5	B6	Pen.	Total
				FIN	FRA	USA	CHN	SWE	UKR	SUI		
1.	7	CHENG Fei	CHN	5.800	9.50	9.50	9.50	9.40	9.40	9.40	15.250	14.987
				5.600	9.10	9.20	9.20	9.00	8.90	9.20	14.725	
2.	36	SKOWRONSKA Joanna	POL	5.500	9.00	9.00	9.10	9.10	9.00	9.10	14.550	14.400
				5.200	9.10	9.30	9.00	9.00	9.10	9.00	14.250	
3.	50	PRICE Cassandra	USA	5.500	9.20	9.10	9.00	8.80	8.90	8.90	14.475	14.325
				5.200	8.80	9.00	8.90	9.00	9.00	9.00	14.175	
4.	13	KOMRSKOVA Jana	CZE	5.200	9.00	8.80	8.90	9.20	9.10	8.90	14.175	14.237
				5.000	9.40	9.30	9.40	9.30	9.20	9.10	14.300	
5.	39	GRUDKO Anna	RUS	5.800	8.90	8.90	8.70	8.90	8.90	9.10	14.700	14.212
				5.000	8.50	8.90	8.80	9.00	8.80	8.80	0,100 13.725	
6.	42	KAESLIN Ariella	SUI	5.700	8.50	9.40	8.90	8.50	8.70	8.80	14.425	14.162
				5.200	8.70	8.80	8.70	8.60	8.60	8.80	13.900	
7.	47	SHERBATYKH Olga	UKR	5.200	8.40	8.30	8.50	8.10	8.50	8.20	13.550	13.925
				5.800	8.20	8.50	8.80	8.40	8.70	8.40	14.300	
8.	6	SOUZA Lais	BRA	5.500	8.40	8.30	8.60	8.30	8.50	8.50	13.925	13.812
				5.200	8.90	8.80	8.80	8.50	8.90	8.70	0,300 13.700	
9.	46	MAKSYUTA Valeriya	UKR	5.200	8.70	8.60	8.40	8.70	8.70	8.60	0,300 13.550	13.787
				5.500	8.80	8.50	9.10	8.50	8.60	8.60	0,100 14.025	
10.	38	IZBASA Sandra	ROM	5.500	9.00	9.20	8.70	8.90	9.00	9.00	14.475	13.600
				4.400	8.40	8.40	8.40	8.30	8.10	8.20	12.725	
11.	44	WAGNER Veronica	SWE	5.000	8.50	8.90	8.80	8.70	8.80	8.80	13.775	13.587
				4.600	9.00	8.70	8.90	8.70	8.60	8.90	13.400	
12.	24	LINDOR Katheleen	FRA	4.800	8.60	8.60	8.50	8.60	8.40	8.60	0,100 13.275	13.525
				5.500	8.40	8.30	8.30	8.10	8.00	8.40	13.775	
13.	35	LITEWKA Joanna	POL	5.300	8.40	7.60	8.00	7.80	7.90	8.00	13.225	13.037
				4.200	8.70	8.60	8.50	8.60	8.70	8.70	12.850	


RhôneAlpes

RHÔNE
LE DÉPARTEMENT



france télévisions





Fédération Française
de Gymnastique

PALMARES PAR AGRES
APPARATUS RESULTS



FONDÉE EN 1881

15ÈMES INTERNATIONAUX
LYON - GERLAND

W.A.G. QUALIFICATIONS



Femmes / Women

Rang Rank	Num	Nom Prénom Name Firstname	Fed	A FIN	B1 FRA	B2 USA	B3 CHN	B4 SWE	B5 UKR	B6 SUI	Pen.	Total
14.	21	URVICKO Annika	FIN	4.400	8.70	8.30	8.60	8.40	8.60	8.90		12.975
				5.000	7.90	7.40	7.80	7.90	7.60	7.30		12.675
15.	40	PRAVDINA Kristina	RUS	5.000	8.60	8.50	8.70	8.50	8.60	8.80		13.600
				4.600	7.20	7.40	7.30	7.70	7.50	7.50		12.025
16.	19	HELMINEN Fanni	FIN	4.600	7.30	7.50	7.40	7.50	7.50	7.60		12.075
				4.600	8.00	8.20	8.20	8.10	7.70	8.30		12.725
17.	18	PULGARIN Melodie	ESP		0.00	0.00	0.00	0.00	0.00	0.00		0.000
					0.00	0.00	0.00	0.00	0.00	0.00		0.000

Rhône-Alpes Région

RHÔNE
LE DÉPARTEMENT




france télévisions



FRANCE PROMO GYM
Gymnastics Scoring Company
fpg@ifgym.com

Heure: 15:36
Date: 18-03-2006
Page: 2 / 2



Fédération Française
de Gymnastique

PALMARES PAR AGRES
APPARATUS RESULTS



FONDÉE EN 1881

15ÈMES INTERNATIONAUX
LYON - GERLAND

W.A.G. QUALIFICATIONS




Femmes / Women

Rang Rank	Num	Nom Prénom Name Firstname	Fed	A	B1	B2	B3	B4	B5	B6	Pen.	Total
				CZE	GER	ESP	POL	NED	RUS	BEL		
1.	51	PRIESS Ashley	USA	6.300	8.50	8.40	8.70	9.00	8.70	8.30		14.875
2.	50	PRICE Cassandra	USA	6.400	8.40	8.40	8.60	7.60	8.30	8.40		14.775
3.	17	GENER Tania	ESP	6.300	8.20	8.50	8.20	6.70	7.90	8.10		14.400
4.	14	SIKULOVA Jana	CZE	6.500	7.70	7.40	7.50	7.20	7.70	7.60		14.050
5.	45	KOSTYUSHENKO Maryna	UKR	6.200	7.60	7.70	7.90	8.20	8.10	7.30		14.025
6.	40	PRAVDINA Kristina	RUS	5.700	7.60	7.70	7.90	8.00	8.60	8.30		13.675
7.	38	IZBASA Sandra	ROM	5.700	7.90	8.00	7.90	7.00	8.10	8.10		13.675
8.	22	BELLEMARE Rose Eliandre	FRA	5.400	8.20	8.20	8.30	8.00	8.30	8.30		13.650
9.	6	SOUZA Lais	BRA	6.000	7.70	7.70	7.90	7.70	7.50	7.40		13.650
10.	41	ENGLERT Danielle	SUI	6.000	8.00	7.90	7.80	7.30	7.30	7.20		13.575
11.	43	MARTI Melanie	SUI	6.100	7.60	7.60	7.50	7.50	7.30	7.30		13.575
12.	4	VANWALLEGHEM Aagje	BEL	5.200	7.70	7.40	7.30	6.80	7.00	7.20		12.425
13.	15	DE SIMONE Lenika	ESP	5.400	6.70	6.90	6.60	6.60	6.60	6.50		12.025
14.	3	HENRY Chloe	BEL	5.100	6.90	6.60	6.90	6.60	6.80	7.50		11.900
15.	9	DELLADIO Tanja	CRO	4.600	6.30	6.40	6.30	6.70	6.50	5.90		10.975
16.	20	MAARANEN Annamari	FIN	5.300	5.60	5.70	5.80	5.50	5.50	4.60		10.875
17.	21	URVICKO Annika	FIN	4.500	6.10	5.50	5.70	4.40	4.50	5.00		9.675

Rhône-Alpes Région

RHÔNE
LE DÉPARTEMENT





Fédération Française
de Gymnastique

PALMARES PAR AGRES
APPARATUS RESULTS



FONDÉE EN 1881

15ÈMES INTERNATIONAUX

LYON - GERLAND

W.A.G. QUALIFICATIONS



Femmes / Women

Rang Rank	Num	Nom Prénom Name Firstname	Fed	A FIN	B1 FRA	B2 USA	B3 CHN	B4 SWE	B5 UKR	B6 SUI	Pen.	Total	
1.	38	IZBASA Sandra		ROM	6.400	8.30	8.50	8.50	8.50	8.50	7.70	14.850	
2.	8	HAN Bing		CHN	6.700	8.00	8.20	8.00	8.00	8.00	7.70	14.700	
3.	40	PRAVDINA Kristina		RUS	5.900	8.70	9.10	8.90	8.70	8.80	8.60	14.675	
4.	51	PRIESS Ashley		USA	5.900	8.60	8.80	8.50	8.70	8.50	8.80	0,100	14.450
5.	44	WAGNER Veronica		SWE	5.700	8.40	8.20	8.70	8.40	8.40	8.60	14.150	
6.	46	MAKSYUTA Valeriya		UKR	6.000	8.30	7.60	8.40	7.80	8.30	8.10	14.125	
7.	25	MOREL Erika		FRA	5.500	8.40	8.60	8.40	8.60	8.50	8.50	14.000	
8.	42	KAESLIN Ariella		SUI	6.400	7.50	7.10	7.50	7.40	7.30	7.60	13.825	
9.	33	HARMES Suzanne		NED	5.600	8.50	8.40	8.10	7.90	7.60	8.40	13.800	
10.	13	KOMRSKOVA Jana		CZE	5.300	8.70	8.50	8.50	8.30	8.20	8.50	13.750	
11.	20	MAARANEN Annamari		FIN	5.200	8.50	8.40	7.70	8.20	8.40	8.10	13.475	
12.	6	SOUZA Lais		BRA	5.500	7.40	7.90	8.30	7.80	7.90	8.00	13.400	
13.	47	SHERBATYKH Olga		UKR	6.100	7.10	7.30	7.30	7.00	7.40	7.10	13.300	
14.	16	ESCOLAR Thais		ESP	5.700	7.80	7.80	7.20	7.60	7.10	7.60	13.250	
15.	39	GRUDKO Anna		RUS	5.700	7.60	7.50	7.70	7.50	7.40	7.50	13.225	
16.	24	LINDOR Katheleen		FRA	5.600	7.50	7.60	7.30	7.50	7.80	7.80	13.200	
17.	15	DE SIMONE Lenika		ESP	5.700	7.10	7.00	8.00	7.60	7.50	7.70	13.175	
18.	32	MOGOLLON Iyerida		MEX	5.200	7.80	7.60	7.60	7.50	7.40	7.50	12.750	
19.	14	SIKULOVA Jana		CZE	5.100	7.40	7.70	7.80	7.80	7.50	7.50	12.725	
20.	27	BISMPIKOU Stefani		GRE	5.700	6.90	6.60	7.30	7.10	7.10	6.90	12.700	
21.	31	BALBOA Ana		MEX	5.400	6.70	7.00	7.20	7.30	7.20	7.60	12.575	
22.	34	NEIJSSSEN Evi		NED	4.500	7.70	7.40	7.90	7.40	7.30	7.10	11.950	
23.	37	PIHAN Marta		POL	5.300	6.00	5.80	6.40	6.10	6.50	5.50	11.375	
24.	19	HELMINEN Fanni		FIN	4.600	6.60	5.90	6.80	6.50	6.50	5.80	10.975	
25.	35	LITEWKA Joanna		POL	4.600	6.40	6.10	6.60	6.30	6.20	6.40	10.925	
26.	3	HENRY Chloe		BEL	5.200	5.70	5.10	5.40	4.90	4.80	5.10	10.325	

RhôneAlpes

RHÔNE
LE DÉPARTEMENT




france télévisions



FRANCE PROMO GYM
Gymnastics Scoring Company
fpg@ffgym.com

Heure: 19:05
Date: 18-03-2006
Page: 1 / 2



Fédération Française
de Gymnastique

PALMARES PAR AGRES
APPARATUS RESULTS



FONDÉE EN 1881

15ÈMES INTERNATIONAUX

LYON - GERLAND

W.A.G. QUALIFICATIONS



Femmes / Women

Rang Rank	Num	Nom Prénom Name Firstname	Fed	A CZE	B1 GER	B2 ESP	B3 POL	B4 NED	B5 RUS	B6 BEL	Pen.	Total
1.	38	IZBASA Sandra	ROM	5.900	8.80	8.90	8.90	9.00	8.70	8.60		14.725
2.	7	CHENG Fei	CHN	5.300	9.00	8.80	9.20	8.90	8.80	8.70		14.175
3.	33	HARMES Suzanne	NED	5.800	8.30	8.30	8.40	8.80	8.30	8.30		14.125
4.	16	ESCOLAR Thais	ESP	5.200	8.70	8.90	8.70	8.80	8.80	8.60		13.950
5.	40	PRAVDINA Kristina	RUS	5.300	8.40	8.20	8.80	8.80	9.10	8.50		13.925
6.	50	PRICE Kassandra	USA	5.400	8.90	8.70	8.50	8.50	8.30	8.30	0,100	13.800
7.	47	SHERBATYKH Olga	UKR	5.700	8.20	8.10	8.30	8.50	8.00	8.00	0,100	13.750
8.	44	WAGNER Veronica	SWE	5.000	8.80	8.80	8.70	8.60	8.70	8.20		13.700
9.	6	SOUZA Lais	BRA	5.900	8.30	8.40	8.30	8.00	7.40	7.80	0,300	13.700
10.	22	BELLEMARE Rose Eliandre	FRA	5.800	8.00	8.10	8.00	8.00	8.00	8.20	0,200	13.625
11.	17	GENER Tania	ESP	5.300	8.40	8.50	8.30	8.20	8.30	8.50	0,300	13.375
12.	45	KOSTYUSHENKO Maryna	UKR	5.400	7.90	7.80	7.80	8.00	8.00	7.90		13.300
13.	25	MOREL Erika	FRA	5.500	7.90	7.60	7.80	8.00	7.60	7.60		13.225
14.	13	KOMRSKOVA Jana	CZE	4.700	8.00	8.40	8.50	8.60	8.30	8.50		13.125
15.	31	BALBOA Ana	MEX	4.800	8.50	8.40	8.60	8.10	8.40	8.40	0,100	13.125
16.	21	URVICKO Annika	FIN	4.600	8.50	8.70	8.40	7.80	8.60	8.40		13.075
17.	3	HENRY Chloe	BEL	5.000	7.90	7.90	8.10	7.70	7.70	7.80		12.825
18.	19	HELMINEN Fanni	FIN	4.800	8.00	7.90	7.70	7.40	8.00	7.20		12.550
19.	14	SIKULOVA Jana	CZE	5.300	7.60	7.30	7.60	7.00	7.30	7.10	0,100	12.525
20.	37	PIHAN Marta	POL	4.600	8.00	7.90	8.30	7.50	7.70	7.50		12.375
21.	39	GRUDKO Anna	RUS	5.500	6.90	7.00	6.90	7.10	7.10	6.40	0,400	12.075
22.	34	NEIJSSSEN Evi	NED	4.200	7.70	7.60	8.10	7.80	7.90	7.90		12.025
23.	1	CUKA Ornela	ALB	4.500	7.50	7.70	7.70	6.40	7.10	7.10		11.850
24.	43	MARTI Melanie	SUI	4.600	7.70	7.70	7.80	7.30	7.50	7.30	0,400	11.750
25.	32	MOGOLLON Iyerida	MEX	3.400	6.60	6.60	6.70	6.00	6.30	5.20		9.775

RhôneAlpes

RHÔNE
LE DÉPARTEMENT



france télévisions



FRANCE PROMO GYM
Gymnastics Scoring Company
fpg@ffgym.com

Heure: 19:08
Date: 18-03-2006
Page: 1 / 1